



District Report Card: 2017


State: Rajasthan	District: Kota
Class: 3	Subject: Mathematics
Schools: 61	Students: 980


Participation/Coverage


Students

<div>GENDER</div> <div></div>	Boys		Girls	
	Number	%	Number	%
	443	45.20	537	54.80

<div>AREA</div> <div></div>	Rural		Urban	
	Number	%	Number	%
	719	73.37	261	26.63

<div>CATEGORY</div> <div></div>	SC		ST		OBC		GEN	
	Number	%	Number	%	Number	%	Number	%
	384	39.18	112	11.43	420	42.86	64	6.53

<div>CWSN</div> <div></div>	LD	VI	HI	S&LD	ID	Oth
	0	2	0	0	0	0

<div>Management</div> <div></div>	Government		Government-aided	
	Number	%	Number	%
	980	100.00	0	0.00

Average Performance of Students in Mathematics (%)

Overall	Gender		Area		Management		Social Group			
	Male	Female	Rural	Urban	Govt.	Aided	SC	ST	OBC	GEN
73.59	74.78	72.61	72.52	76.55	73.59	0.00	73.02	69.05	75.06	75.31

Performance on Learning Outcomes (LOs)

Learning Outcomes	Description	Average Performance(%)
M301	Reads and writes numbers up to 999 using place value	68.93
M302	Compares numbers up to 999 based on their place values	85.82
M303	Solves simple daily life problems using addition and subtraction of three digit numbers with and without regrouping	69.03
M304	Constructs and uses the multiplication facts (up till 10) in daily life situations	75.97
M305	Analyses and applies an appropriate number operation in the situation/ context	69.08
M306	Explains the meaning of division facts by equal grouping/sharing and finds it by repeated subtraction	78.88
M309	Identifies and makes 2D-shapes by paper folding, paper cutting on the dot grid, using straight lines etc.	85.06
M311	Fills a given region leaving no gaps using a tile of a given shape	56.07
M312	Estimates and measures length and distance using standard units like centimeters or meters & identifies relationships	39.92
M317	Reads the time correctly to the hour using a clock/watch	81.12
M318	Extends patterns in simple shapes and numbers	70.54
M319	Records data using tally marks, represents pictorially and draws conclusions	78.88

Range of Performance of Students who Answered Correctly							
Below 30%		30% - 50%		50% - 75%		Above 75%	
Number	%	Number	%	Number	%	Number	%
43	4.39	99	10.10	317	32.35	521	53.16

Lowest Performing Learning Outcomes (LOs)

- 1 - Estimates and measures length and distance using standard units like centimeters or meters & identifies relationships (39.92)
- 2 - Fills a given region leaving no gaps using a tile of a given shape (56.07)
- 3 - Reads and writes numbers up to 999 using place value (68.93)
- 4 - Solves simple daily life problems using addition and subtraction of three digit numbers with and without regrouping (69.03)
- 5 - Analyses and applies an appropriate number operation in the situation/ context (69.08)